



INVESTICE DO ROZVOJE VZDĚLÁVÁNÍ

VY_32_INOVACE_ANJ_12

Čas

Autor: Jana Minaříková

Použití: 5.třída

Datum vypracování: 20.1.2013

Datum pilotáže: 5.2.2013

Anotace: Tato prezentace slouží jako výkladová pomůcka k vysvětlení určení času a následnému procvičení.

Základní škola Kladno, Vašatova 1438

Autorem materiálu a všech jeho částí, není-li uvedeno jinak, je Jana Minaříková



JAK SE ZEPTÁME, KOLIK JE HODIN?



What's the time?



POZOR!!!

- U nás používáme 24 - hodinový systém

ALE

- V angličtině používáme 12 - hodinový systém



PODLE ČEHO SE TEDY V ANGLIČTINĚ
ROZLIŠÍ RANNÍ A ODPOLEDNÍ ČAS?

Pamatuj!

- **a.m.** – dáváme za čas, který je v rozmezí od půlnoci, do pravého poledne
- **p.m.** – dáváme za čas, který je v rozmezí od pravého poledne, do půlnoci



ZOPAKUJ SI – NAPIŠ, KOLIK JE HODIN

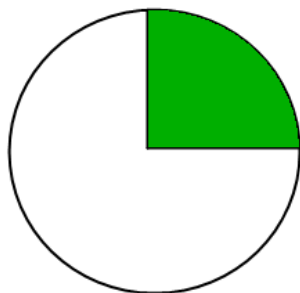
○ Znáte ze 4.ročníku:

- 2:00 –
- 8:00 –
- 10:00 –
- 6:00 –
- 1:00 –
- 12:00 –
- 11:00 –
- 5:00 –
- 7:00 –
- 4:00 –



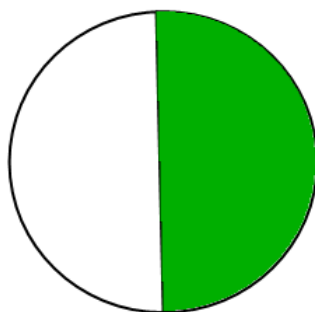
NAUČ SE!!!

○ Čtvrt



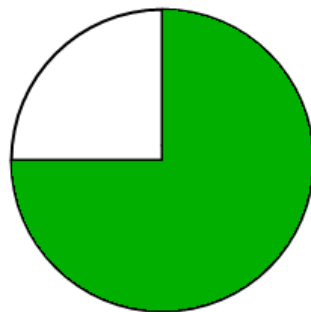
quarter past

○ Půl



half past

○ Tři čtvrtě



quarter to



NAUČÍME SE ČTVRT VYUŽÍT V ČASE

- 4:15 – It's quarter past four.
- 3:15 – It's quarter past three.
- 2:15 – It's quarter past two.

Zkuste napsat již sami

- 10:15 –
- 7:15 –
- 9:15 –
- 8:15 –
- 11:15 –
- 1:15 –



PROCVIČTE SI JIŽ BEZ POMŮCKY

- 4:15 –
- 8:15 –
- 2:15 –
- 7:15 –
- 9:15 –
- 1:15 –
- 3:15 –
- 5:15 –
- 6:15 –
- 10:15 –
- 11:15 –



NAUČÍME SE PŮL VYUŽÍT V ČASE

- 6:30 – It's half past six.
- 3:30 – It's half past three.
- 9:30 – It's half past nine.

Zkuste napsat již sami

- 2:30 –
- 7:30 –
- 1:30 –
- 4:30 –
- 5:30 –
- 10:30 –



PROCVIČTE SI JIŽ BEZ POMŮCKY

- 4:30 –
- 9:30 –
- 2:30 –
- 1:30 –
- 7:30 –
- 3:30 –
- 5:30 –
- 6:30 –
- 8:30 –
- 11:30 –
- 10:30 –



NAUČÍME SE TŘI ČTVRTĚ VYUŽÍT V ČASE

- 6:45 – It's quarter to seven.
- 8:45 – It's quarter to nine.
- 2:45 – It's quarter to three.

Zkuste napsat již sami

- 3:45 –
- 9:45 –
- 1:45 –
- 5:45 –
- 7:45 –
- 10:45 –



PROCVIČTE SI JIŽ BEZ POMŮCKY

- 3:45 –
- 6:45 –
- 2:45 –
- 9:45 –
- 5:45 –
- 1:45 –
- 8:45 –
- 4:45 –
- 7:45 –
- 10:45 –
- 11:45 –

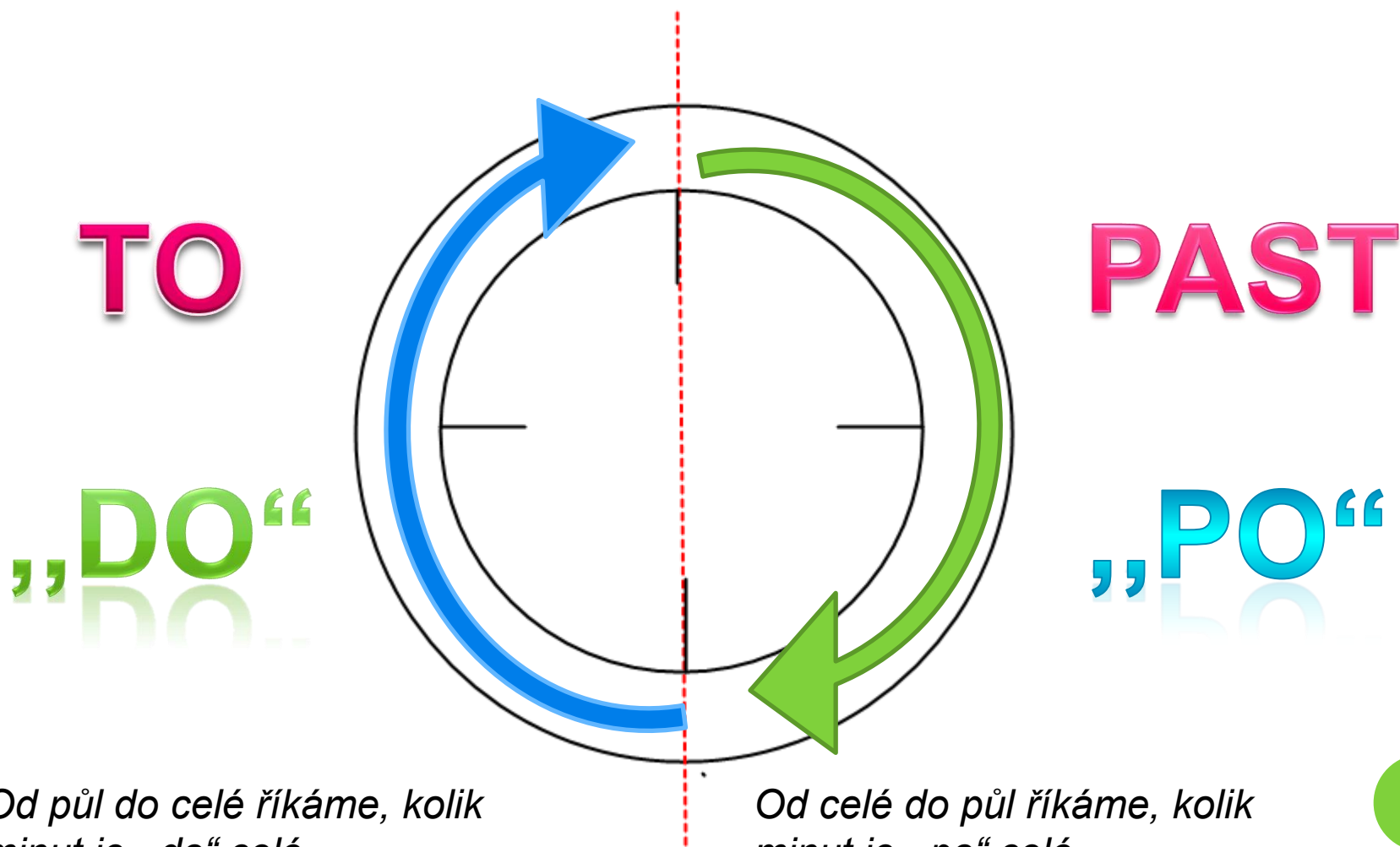


PROCVIČTE SI VŠE DOHROMADY

- 3:30 –
- 9:15 –
- 11:00 –
- 2:15 –
- 8:45 –
- 7:30 –
- 5:00 –
- 4:45 –
- 12:00 –
- 1:30 –
- 6:15 –
- 10:45 –



JAK U HODIN ŘEKNEME MINUTY?



*Od půl do celé říkáme, kolik minut je „do“ celé
Př.: 2:55 – It's 5 to three.*

*Od celé do půl říkáme, kolik minut je „po“ celé
Př.: 2:25 – It's 25 past two.*



PROCVIČTE SI

- 4:16 –
- 6:35 –
- 9:22 –
- 2:57 –
- 7:44 –
- 1:10 –
- 3:50 –
- 5:20 –
- 8:41 –
- 10:05 –
- 11:59 –



NAPIŠTE ČAS



SPOJ



ALARM
CLOCK

WATCH

CLOCK



ŘEŠENÍ



ZOPAKUJ SI – NAPIŠ, KOLIK JE HODIN

○ Znáte ze 4.ročníku:

- 2:00 – It's two o'clock.
- 8:00 – It's eight o'clock.
- 10:00 – It's ten o'clock.
- 6:00 – It's six o'clock.
- 1:00 – It's one o'clock.
- 12:00 – It's twelve o'clock.
- 11:00 – It's eleven o'clock.
- 5:00 – It's five o'clock.
- 7:00 – It's seven o'clock.
- 4:00 – It's four o'clock.



NAUČÍME SE ČTVRT VYUŽÍT V ČASE

- 4:15 – It's quarter past four.
- 3:15 – It's quarter past three.
- 2:15 – It's quarter past two.


Zkuste napsat již sami

- 10:15 – It's quarter past ten.
- 7:15 – It's quarter past seven.
- 9:15 – It's quarter past nine.
- 8:15 – It's quarter past eight.
- 11:15 – It's quarter past eleven.
- 1:15 – It's quarter past one.



PROCVIČTE SI JIŽ BEZ POMŮCKY

- 4:15 – It's quarter past four.
- 8:15 – It's quarter past eight.
- 2:15 – It's quarter past two.
- 7:15 – It's quarter past seven.
- 9:15 – It's quarter past nine.
- 1:15 – It's quarter past one.
- 3:15 – It's quarter past three.
- 5:15 – It's quarter past five.
- 6:15 – It's quarter past six.
- 10:15 – It's quarter past ten.
- 11:15 – It's quarter past eleven.



NAUČÍME SE PŮL VYUŽÍT V ČASE

- 6:30 – It's half past six.
- 3:30 – It's half past three.
- 9:30 – It's half past nine.

Zkuste napsat již sami

- 2:30 – It's half past two.
- 7:30 – It's half past seven.
- 1:30 – It's half past one.
- 4:30 – It's half past four.
- 5:30 – It's half past five.
- 10:30 – It's half past ten.



PROCVIČTE SI JIŽ BEZ POMŮCKY

- 4:30 – It's half past four.
- 9:30 – It's half past nine.
- 2:30 – It's half past two.
- 1:30 – It's half past one.
- 7:30 – It's half past seven.
- 3:30 – It's half past three.
- 5:30 – It's half past five.
- 6:30 – It's half past six.
- 8:30 – It's half past eight.
- 11:30 – It's half past eleven.
- 10:30 – It's half past ten.



NAUČÍME SE TŘI ČTVRTĚ VYUŽÍT V ČASE

- 6:45 – It's quarter to seven.
- 8:45 – It's quarter to nine.
- 2:45 – It's quarter to three.

Zkuste napsat již sami

- 3:45 – It's quarter to four.
- 9:45 – It's quarter to ten.
- 1:45 – It's quarter to two.
- 5:45 – It's quarter to six.
- 7:45 – It's quarter to eight.
- 10:45 – It's quarter to eleven.



PROCVIČTE SI JIŽ BEZ POMŮCKY

- 3:45 – It's quarter to four.
- 6:45 – It's quarter to seven.
- 2:45 – It's quarter to three.
- 9:45 – It's quarter to ten.
- 5:45 – It's quarter to six.
- 1:45 – It's quarter to two.
- 8:45 – It's quarter to nine.
- 4:45 – It's quarter to five.
- 7:45 – It's quarter to eight.
- 10:45 – It's quarter to eleven.
- 11:45 – It's quarter to twelve.



PROCVIČTE SI VŠE DOHROMADY

- 3:30 – It's half past three.
- 9:15 – It's quarter past nine.
- 11:00 – It's eleven o'clock.
- 2:15 – It's quarter past two.
- 8:45 – It's quarter to nine.
- 7:30 – It's half past seven.
- 5:00 – It's five o'clock.
- 4:45 – It's quarter to five.
- 12:00 – It's twelve o'clock.
- 1:30 – It's half past one.
- 6:15 – It's quarter past six.
- 10:45 – It's quarter to eleven.



PROCVIČTE SI

- 4:16 – It's 16 past four.
- 6:35 – It's 25 to seven.
- 9:22 – It's 22 past nine.
- 2:57 – It's 3 to three.
- 7:44 – It's 16 to eight.
- 1:10 – It's ten past one.
- 3:50 – It's 10 to four.
- 5:20 – It's 20 past five.
- 8:41 – It's 19 to nine.
- 10:05 – It's 5 past ten.
- 11:59 – It's 1 to twelve.



NAPIŠTE ČAS



It's four o'clock.



It's 10 past ten.



It's nine o'clock.



It's 5 to five.




It's five o'clock.



It's quarter to twelve.



SPOJ



ALARM
CLOCK

WATCH

CLOCK



- Použité zdroje:

- Obrázky galerie programu MS PowerPoint 2010

