



evropský  
sociální  
fond v ČR



EVROPSKÁ UNIE



MINISTERSTVO ŠKOLSTVÍ,  
MLÁDEŽE A TĚLOVÝCHOVY



OP Vzdělávání  
pro konkurenceschopnost

INVESTICE DO ROZVOJE VZDĚLÁVÁNÍ

VY\_32\_INOVACE\_ANJ\_87

# SCHOOL - ŠKOLA

Autor: Lenka Pavlíková, Mgr.

Použití: 3. třída

Datum vypracování: 20.9.2012

Datum pilotáže: 25.9.2012

Základní škola Kladno, Vašatova 1438

*Autorem materiálu a všech jeho částí, není-li uvedeno jinak, je Mgr. Lenka Pavlíková*

## ANOTACE

- Prezentace je zaměřena na téma škola, třída, popis školních pomůcek
- Klíčová slova: school, classroom, blackboard, desk, chair, table, shelf, class, teacher, pen, pencil, ruler, rubber, pencilcase, schoolbag, crayons
- Procvičení vazby This is...ve spojení s daným tématem škola a školní pomůcky.

**SCHOOL**

---

Hello kids, I am Jana. I´m Czech. Welcome in my school.


This is my school.



This is my classroom.




This is my class  
and this is my  
teacher.



# This is my class.

This is a blackboard.



This is a chair.



This is a desk.



This is a table.

This is a shelf.




This is my school bag.



This is my pencil case.




This is my blue pen.



This is my pencil.



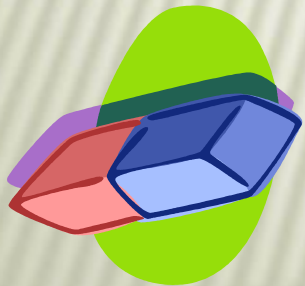
This is my ruler.




This is my crayons.



This is my rubber.



This is my book.



# Vylušti:



CHER



TEACHER

CLASS



CLASSROOM



CIL



PENCIL



CASE




PENCIL CASE


# Spočítej:



**three crayons**



**two rubbers**



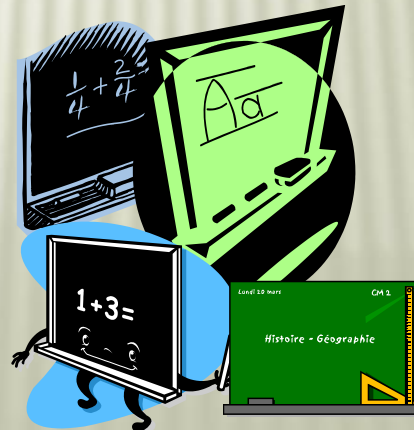
**three rulers**



**one chair**



**seven books**



**four  
blackboards**



Použité zdroje:

---

Obrázky galerie programu MS PowerPoint 2010